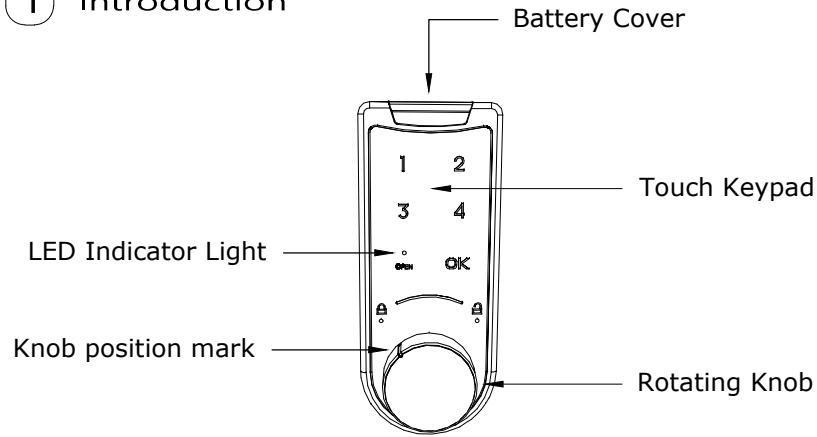


1 Introduction

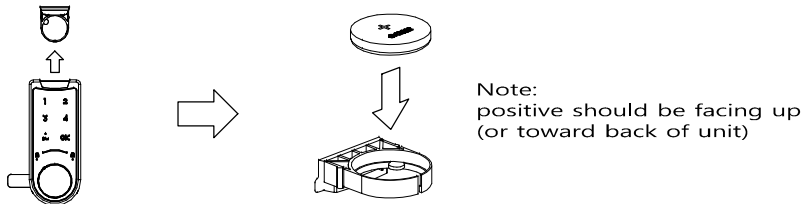


- > User code can be 1-6 digits long.
- > User code saved even when battery is removed or is empty.
- > Battery can be used up to one year, automatic low battery warning.
- > Auto alarm after keying in wrong code four times in a row.
- > Two functions: private (long term use) and public (one time use).

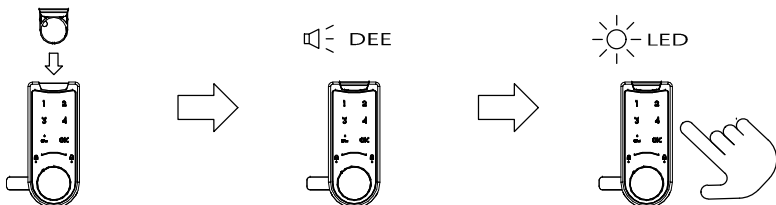
2 Battery installation/replacement

! Use standard button cell battery (size: CR2032). When you hear 3 times "DEE" after unlocking, it indicates low battery. Please change battery.

1. Pull battery cover out, take out old battery (if replacing), put in new battery.



2. Insert cover with new battery into unit. A "DEE" sound should be heard. Press any number and LED indicator light should light up.

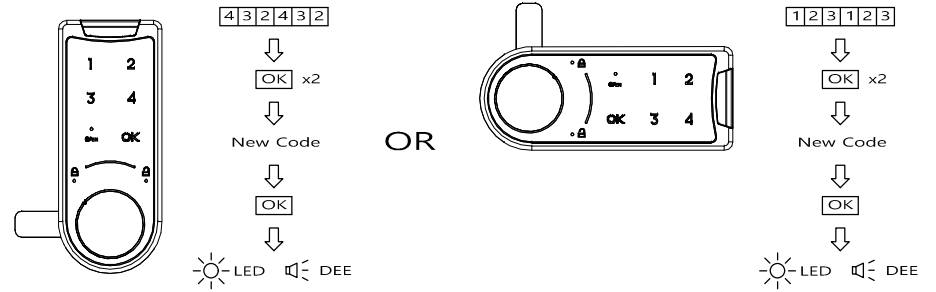


3 Private function (long term use)

! A long term user code is suitable for personal applications. Factory default code is 432432 (vertical version) or 123123 (horizontal version).

1. To set new user code.

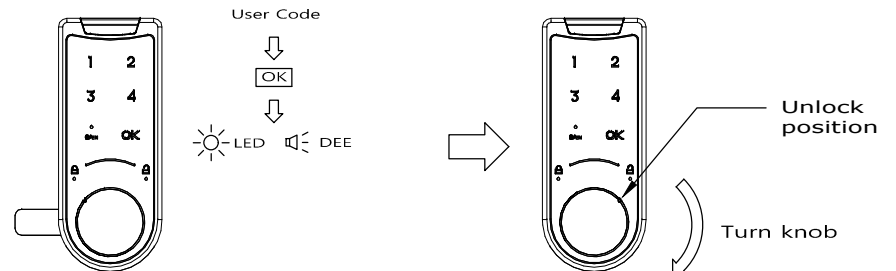
Key in current code (or factory default code, if first time) and press "OK" twice, enter new code (1-6 digits long) and press "OK", then a long "DEE" should be heard.



➔ New code set successfully. Please remember and keep your new code safely.

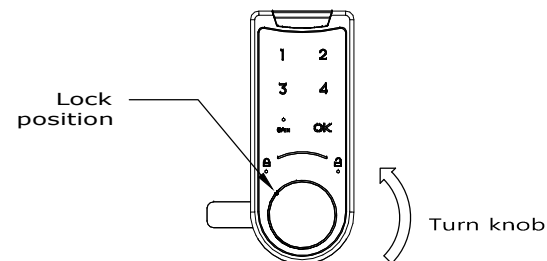
2. To unlock.

Key in user code and press "OK", then a long "DEE" should be heard. Turn knob to "🔓" position.



3. To lock.

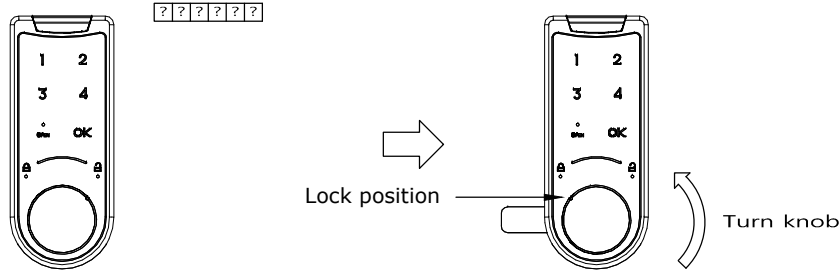
Turn knob to "🔒" position.



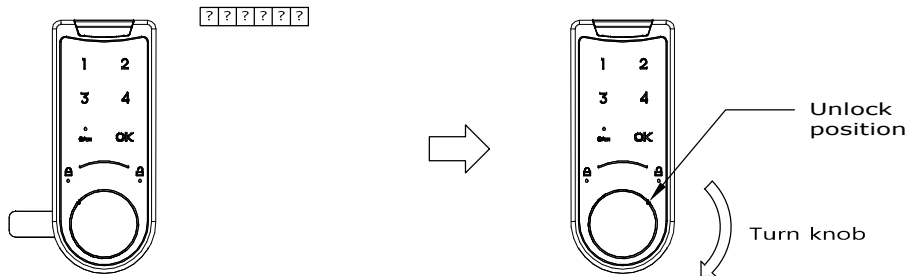
4 Public function (one time use)

A one time user code is suitable for public applications.

1. Open door and store your items.
2. Close door and key in a 6 digits code (remember the code), then turn knob to "🔒" position to lock.



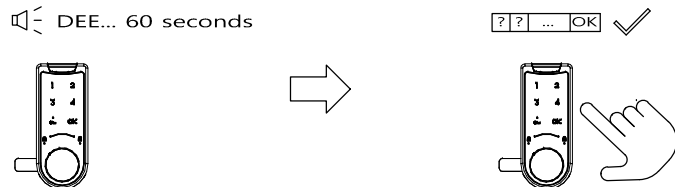
3. Enter same 6 digits code, then turn knob to "🔓" position. Open door and removed your items.



5 Alarm function

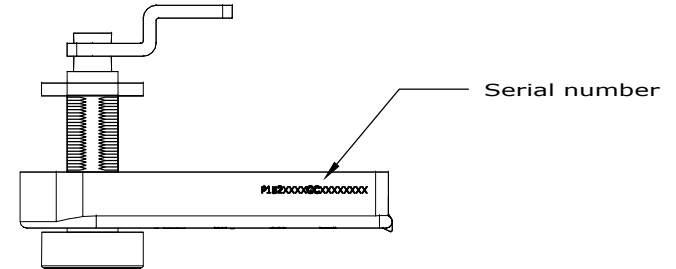
A Continuous alarm will sound for 60 seconds when wrong codes are entered 4 times in a row.

1. Key in the correct code to stop alarm.



6 Forgotten user code

1. In case user forgot code, you can request decoding service from supplier with lock serial number. (Decoded by manage code)



7 Trouble shooting

Problem	Main Reason	Solution
Alarm 2 times ("DEE, DEE") after keying in code, lock can not open	Wrong code	Refer to section 6 - "Forgotten user code"
Alarm a long "DEE" after keying correct code, and alarm again 3 times ("DEE, DEE, DEE"), lock can not be open	Low battery	Replace battery
Alarm a long "DEE" after keying correct code, lock can not be open	The knob is not in position properly	Turn the knob back to right position and try again
No sound when keying in code, lock can be open	Alarm buzzer is broken	Change a new main board or alarm buzzer